

If you have any questions, please contact me at [jamie@teachmommyteach.com](mailto:jamie@teachmommyteach.com)

Thank you for downloading!

You May:

- use these resources in your own home or classroom for non-commercial use.
- print as many copies as you would like.
- share the website link, <https://teachmommyteach.com/>, where this printable can be found, so that others can download the file.

You May NOT:

- sell, give away, or share a printed copy. Each person should download separately and print.
- print out a copy for multiple teachers, as in an entire school, co-op, or other group. Each teacher should download separately and print.
- link directly to the pdf. Instead, link to the page on <https://teachmommyteach.com/> or <https://teacherspayteacher.com/> where you found the download.
- claim this or any part of this printable as your own.
- alter this printable and claim it as your own.
- host any of the files on your personal or other websites that can be shared with others.
- Upload this resource to any file sharing sites

Credits!! Thank you Speaking of Images and Open Clipart!





<https://www.teacherspayteachers.com/Store/Speaking-Of-Images>

# Your child will need to know the following letters and sounds for this story.

Letter A can represent the *aw* sound when it is next to the letter L.

A a  

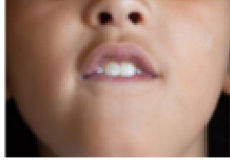

A says /aw/ as in paw.

L l  



L says // as in lion.

C c  



C says /k/ as in cake.

F f  

F says /f/ as in fan.

T t  

T says /t/ as in two.

W w  

W says /w/ as in whale.

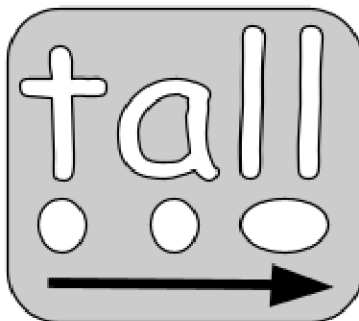
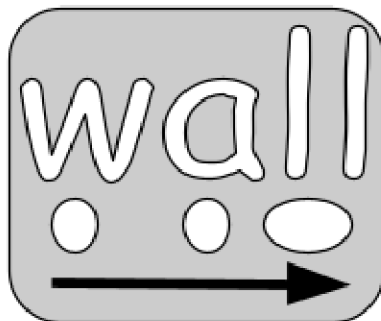
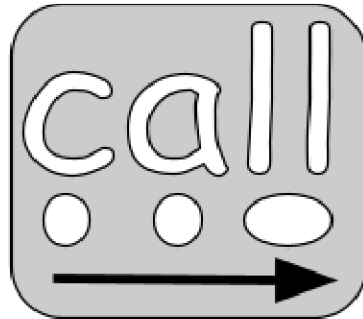

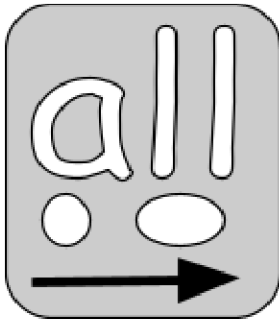
# The ALL Word Family



a

ll

Practice reading the following words.



Name: \_\_\_\_\_

## Sight Word: BIG

Have children practice reading the sight word BIG.

Your child can sound out this word.

Then have children color or paint the sight word BIG.



Complete the maze by following the word BIG.

start	big	big	big	big	big	
	not	big	big	look	big	
	me	but	go	big	big	
	you	a	to	big	not	
	in	of	said	big	big	end

# Nehemiah

Children read the words in green and sight words in blue. Parents read the rest.

Nehemiah had a **big** job. He needed to rebuild Jerusalem's **wall**. He asked **all** of God's people to help, and **all** of God's people helped. Nehemiah would **call** one man to do this. Then he would **call** another man to do that.

There were some enemies of God's people that wanted the **wall** to **fall**. The enemies were **big** and scary, but Nehemiah prayed to God. The enemies left God's people and the **wall** alone.

The **wall** was **tall**! The **wall** was **big**! The **wall** was complete!



# Nehemiah

Children trace and read the dotted words. Parents read the rest.

Nehemiah had a big job. He needed to rebuild Jerusalem's

wall. He asked all of God's people to help, and

all of God's people helped. Nehemiah would

one man to do this. Then he would call another man to do that.

There were some enemies of God's people that wanted the

wall to fall. The enemies were big and scary,

but Nehemiah prayed to God. The enemies left God's people and

the wall alone.

The wall was tall. The wall

was big! The wall was complete!